





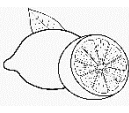









# Worksheet Three

## Food and Taste



### 1. Match.

sour			pickle		amargo
bitter			lemon		doce
salty			candy		azedo
sweet			bitter gourd (cabaço amargo)		salgado

### 2. Complete the table below. Look at the example.

lemon

~~pickle~~

cheese

chocolate

grapefruit

natural yogurt

green apple

pears

sausage

peaches



SOUR	BITTER	SALTY	SWEET
Lemon	green apple	Pickle	chocolate
natural yogurt	grapefruit	Cheese	pears
		sausage	peaches

3.

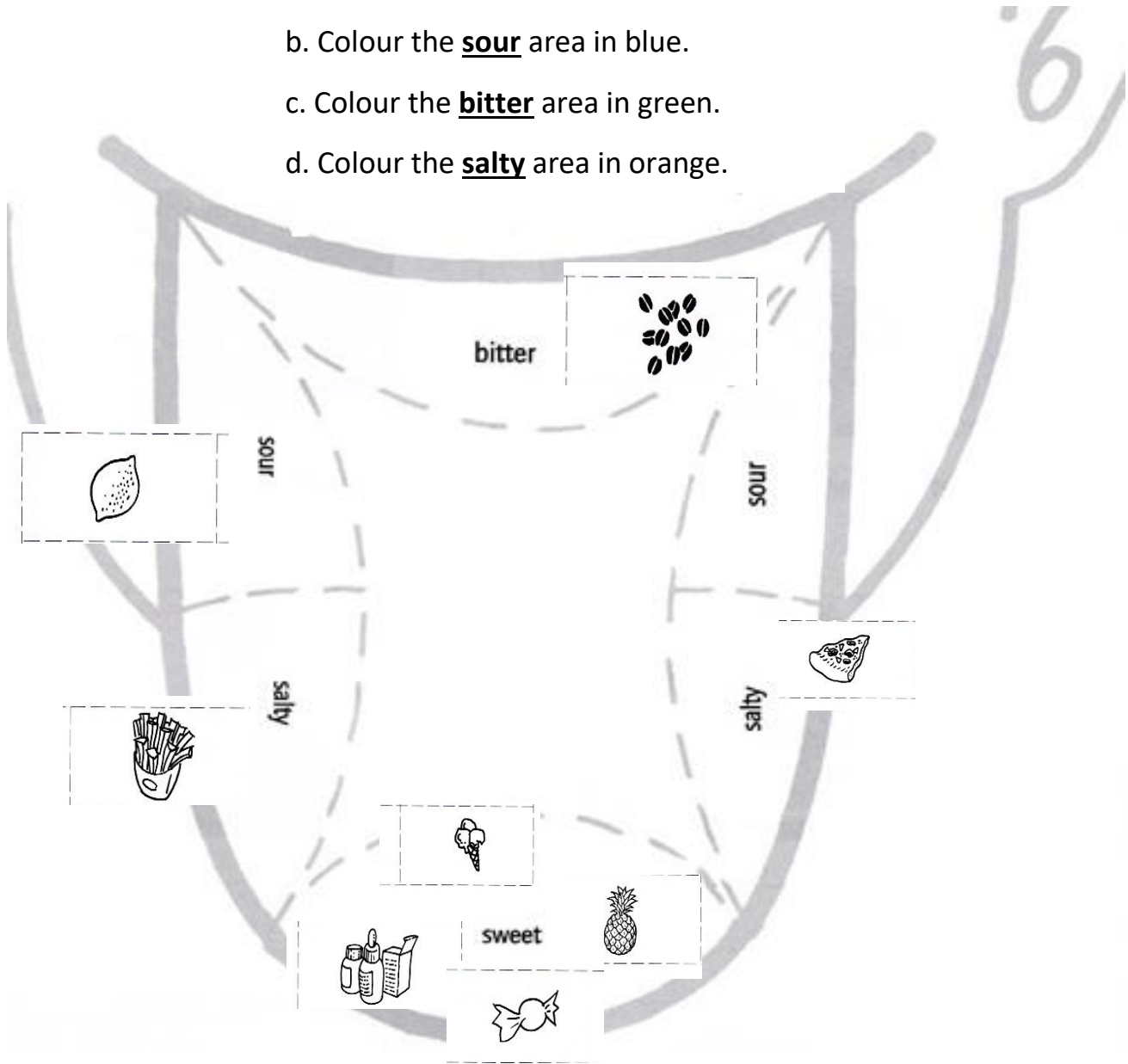
a) Read and colour.

a. Colour the **sweet** area in yellow.

b. Colour the **sour** area in blue.

c. Colour the **bitter** area in green.

d. Colour the **salty** area in orange.



b) Look at the pictures. Cut the foods and glue them in the correct place on the tongue.

