



## Worksheet one: Classroom objects and classroom language

1. Look and count. Circle the number.



<b>schoolbag</b>	1	2	3	4	5	6
<b>book</b>	1	2	3	4	5	6
<b>rubber</b>	1	2	3	4	5	6
<b>pencil</b>	1	2	3	4	5	6
<b>chair</b>	1	2	3	4	5	6
<b>desk</b>	1	2	3	4	5	6


2. Find.

PEN      COMPUTER      BOARD      RUBBER


P	C	A	V	B	O	B	T	G
E	C	O	A	R	G	O	J	L
N	C	A	R	U	B	B	E	R
C	V	B	N	M	A	O	Q	V
C	O	A	T	P	I	A	E	E
G	L	O	F	R	B	R	S	S
D	F	G	H	S	E	D	S	D
S	C	O	M	P	U	T	E	R




**3. Read, draw and colour.**



Open your book



Glue the picture




Close the door



Listen to the song



Sharpen the pencil



Clean the board



## Answer key

1. Look and count. Circle the number.



schoolbag	1	2	3	4	5	6
book	1	2	3	4	5	6
rubber	1	2	3	4	5	6
pencil	1	2	3	4	5	6
chair	1	2	3	4	5	6
desk	1	2	3	4	5	6

2. Find.

PEN

COMPUTER

BOARD

RUBBER

P	C	A	V	B	O	B	T	G
E	C	O	A	R	G	O	J	L
N	C	A	R	U	B	B	E	R
C	V	B	N	M	A	O	Q	V
C	P	A	T	P	I	A	E	E
G	L	O	F	R	B	R	S	S
D	F	G	H	S	E	D	S	D
S	C	O	M	P	U	T	E	R



3. Read, draw and colour.




Open your book



Glue the picture



Close the door



Listen to the song



Sharpen the pencil



Clean the board