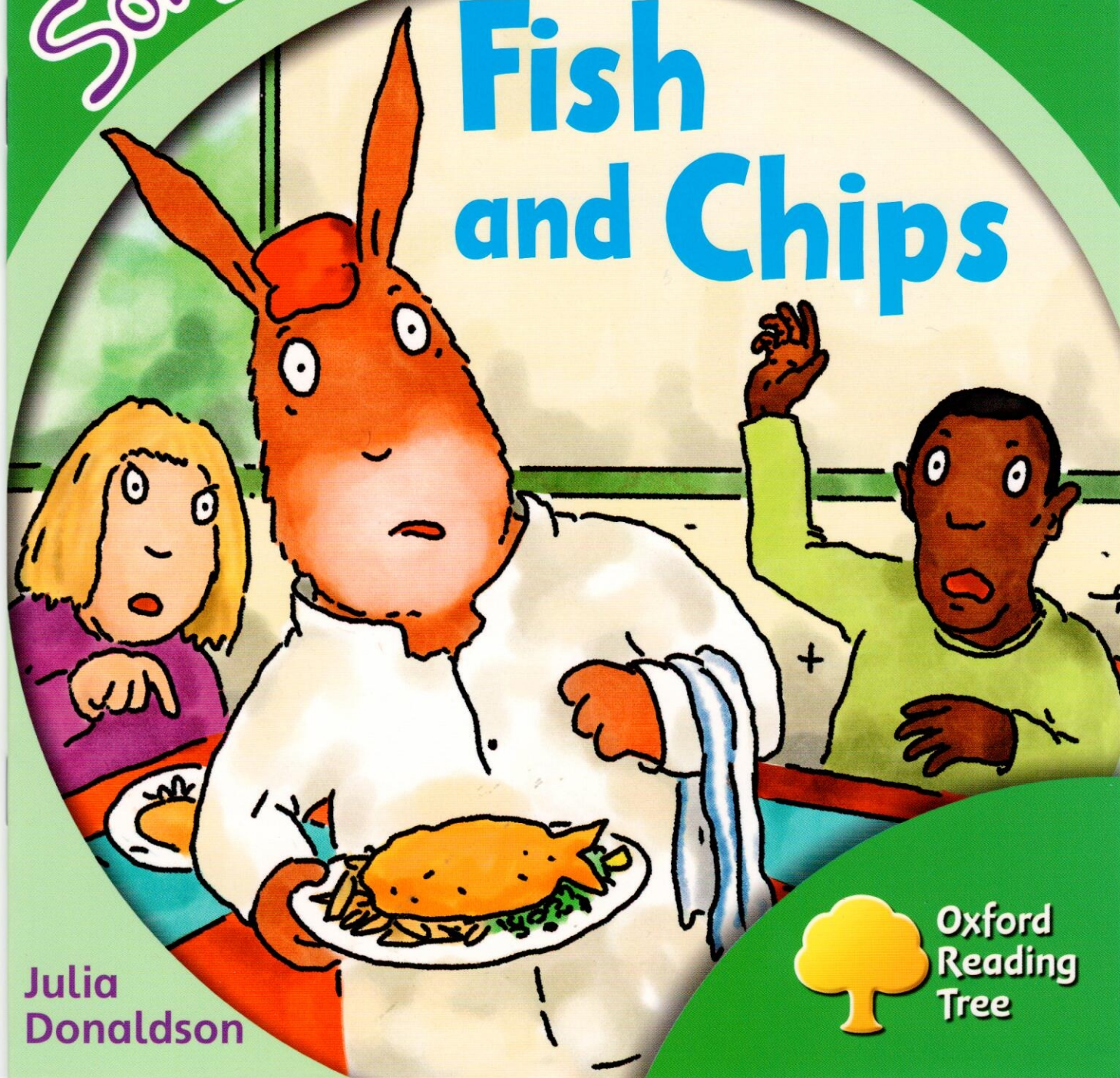




Songbirds

Phonics

# Fish and Chips



Julia  
Donaldson



Oxford  
Reading  
Tree

### **Talk together**

Ask children to

- Point to each letter pattern in the box on the back cover and say the sound that it makes in words. Tell the child each sound if necessary.
- Look out for these letter patterns in the story and try to remember the sounds they make.

### **Read the story**

Remember, children learn best when reading is relaxed and enjoyable, so give lots of praise.


- Look at the cover and read the title. Ask: *Where do you think this story is set?*
- Encourage the children to point to the words and try to read any they don't recognise by saying the sounds of each letter pattern separately (e.g. *th - i - s*), then running the sounds together quickly. If they find it difficult to say the sounds, say them first and then see if they can hear the word.
- Explain that it is important when running the sounds in a word together to check it sounds like a real word as some words are less regular. Read the words *too*, *my* and *come* if they don't recognise them. Point out the letters that make the usual sound in each word (e.g. the *c* in *come*). This will help them to remember these words.

**See inside back cover for other activities.**

This is Ron Rabbit.




Ron has a job in a fish and chip shop.





This fish is  
too hot!








Cut up this fish!

Fill up this cup!







When will my  
fish come?



Which is  
my fish?



Whizz, whizz!




Whizz, whizz!

I'm fed up  
with this job!



This fish is  
too fat!





This chip is too thin!



This salad is too wet!





This bill is  
too much!

This shop is shut!



### **Check comprehension**

Ask the child

- How did Ron Rabbit feel at the end of the story? (Exhausted) Why? (Because the fish and chip shop was very busy.)

### **Check phonics (letter-pattern sounds)**

Ask the child to

- Find and read some words in the book which begin with the sound *th* (*This, this, thin*).
- Point to the letter pattern which makes the beginning sound of the words (*th*).
- Find and read some words in the book which begin or end with the sound *ch* (*chip, Which, much*).
- Point to the letter pattern which makes this sound (*ch*).
- Find and read some words in the book which begin or end with the sound *sh* (*fish, shop, shut*).
- Point to the letter pattern which makes this sound (*sh*).
- Think of other words which begin or end with the sound *ch* or *sh* (e.g. *chin, chill, rich, such, dish, shed*).

**Example phonic words:** chip much fish shop shut whizz when which with this thin

**Context words:** come I'm my too